



Navigating the HMH Ed Platform - Into Reading



Ed




WHAT IS INTO READING?

- K-6 Reading Curriculum that is grounded in the Science of Reading. It addresses all areas of early literacy.

Phonics
Phonemic Awareness
Vocabulary
Fluency
Comprehension

The 5 Pillars of Effective Instruction



DISTRICT 20 INITIATIVES


Phase 1: NYC Reads

CHANCELLOR'S BIG GOALS

District Focus

1. All students will learn to read well.
2. All students will be physically and emotionally safe.
3. All students will have a high-quality academic experience.
4. All students will graduate with a strong plan and pathway to economic security.
5. Families will be able to easily access the information and support their need from NYC schools and will be empowered to help their children succeed.
6. The NYC school system will reflect the diversity of the city it serves.

Literacy Shifts




From These Common Literacy Practices	To These Science of Reading-Informed Practices
Non-systematic, incidental instruction in phonics	Systematic, explicit phonics instruction
Use of leveled texts (K-2)	Use of decodable texts (K-2)
Leveled reading groups	Small group, differentiated instruction based on need
Incidental instruction and practice in fluency	Explicit instruction and practice in fluency
Assessing reading with running records	Assessing reading with universal screening, secondary diagnostics, and additional formative assessments
Implementing a skill-based reading curriculum	Implementing a content-rich reading curriculum that builds background knowledge and vocabulary



WHAT IS THE ED PLATFORM?

The student “Ed” platform is where students and parents can go to interact, engage and explore with the **HMH Into Reading** program.

Today, we will take you through the major components of the student platform by showing you 5 different features:

- Dashboard
 - Discover (Resources)
 - Assignments
 - Scores
 - Family Room (At Home Support)
- 

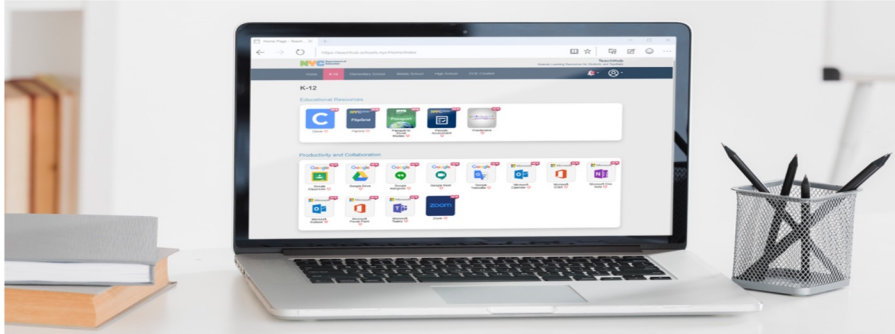
PARENT AND STUDENT ACCESS TO THE HMH ED PLATFORM

Please go to <https://teachhub.schools.nyc>
or scan the QR Code!



[Home](#) ▶ [Learning](#) ▶ [Digital Learning](#) ▶ [Applications and Platforms](#) ▶ [TeachHub](#)

TeachHub



TeachHub 

Related Links

TeachHub

[One Account for All](#)

[New York City Schools
Account \(NYCSA\)](#)

[MySchools](#)

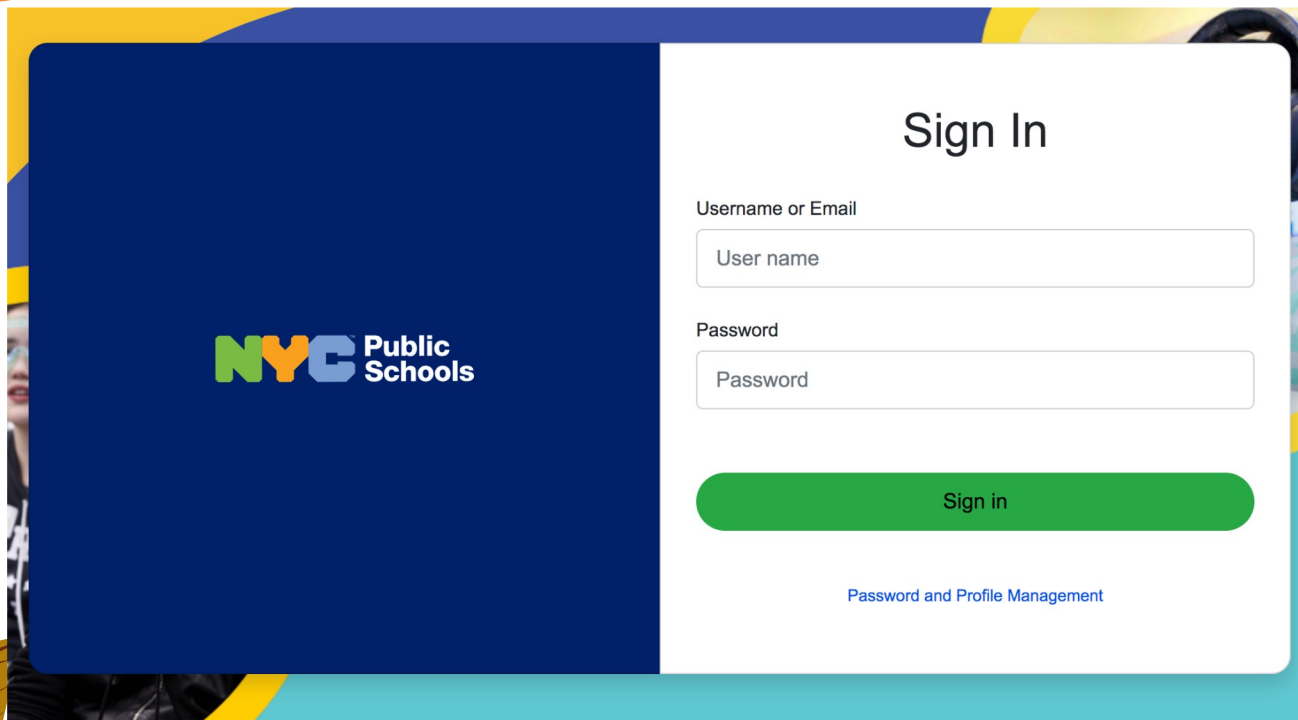
[SupportHub](#)

[Google Classroom](#)

[Microsoft Teams](#)

[Parent U](#)

YOU MAY END UP HERE IF YOU HAVE NEVER SIGNED IN TO TEACHHUB WITH YOUR DEVICE



NYC Public Schools

Sign In

Username or Email

Password

[Sign in](#)

[Password and Profile Management](#)

NYC Credentials:

Email:
@nycstudents.net

Password:

*Please reach out to your child's teacher if you do not know this information.

INTO READING LOG IN

NY Department of Education 20K748 TeachHub Digital Learning Resources for Students and Teachers


Home My Dashboard K-12 Summer Rising Elementary School

LS

Home

Search Application


DOE ClassHub



NYCPS Teach Hub Mobile App Android

NYCPS Teach Hub Mobile App iOS

Favorites



Into Reading

NYC Credentials:

Email:
@nycstudents.net

Password:



DASHBOARD: WHAT CAN I FIND HERE?

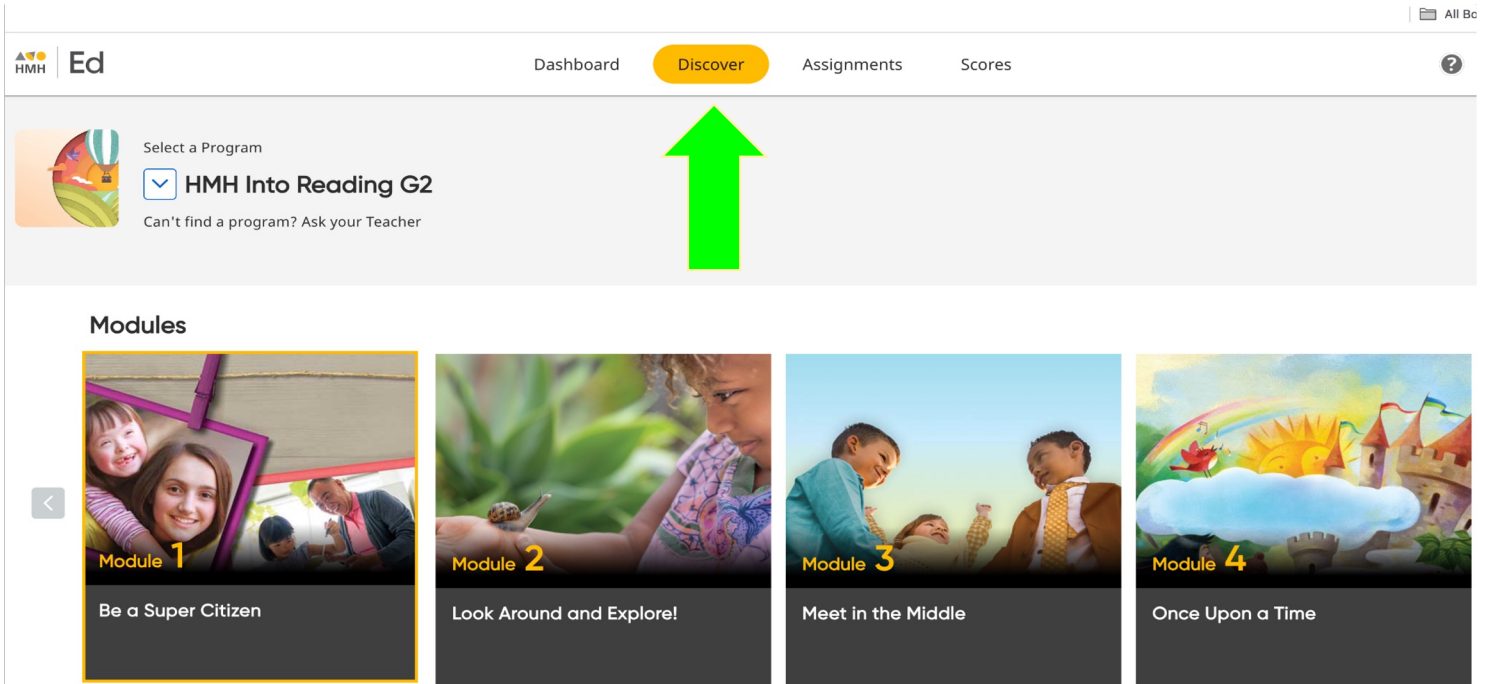
- *Assignments Due
- *Start Assignments
- *Submit Assignments
- *Review Scores

The screenshot shows the Edmentum dashboard interface. At the top, there is a navigation bar with the 'Ed' logo, a 'Dashboard' tab (highlighted in yellow), and other tabs for 'Discover', 'Assignments', and 'Scores'. A green arrow points to the 'Dashboard' tab. To the right of the navigation bar are a search icon, a help icon, and a user profile icon labeled 'LS'. Below the navigation bar, the user's profile is displayed with a 'Hi' greeting and the date 'Today is Thursday, November 02, 2023'. A 'Sign in with Google' button is visible. The main content area is divided into two panels. The left panel, titled 'Due Today and Overdue (0)', contains a message: 'No Assignments Due Today or Overdue' and a link to 'View All Assignments'. The right panel, titled 'Virtual Classroom', contains a play button icon and the text: 'No sessions available' and 'Sessions you can join will show up here'.

DISCOVER: WHAT CAN I FIND HERE?

*All of the resources available

*Access digital and printable resources



The screenshot shows the HMH Ed interface. At the top, there are navigation tabs: Dashboard, Discover (highlighted in yellow), Assignments, and Scores. Below the navigation is a search area with a dropdown menu set to 'HMH Into Reading G2'. A large green arrow points to the 'Discover' tab. Below the search area, there is a section titled 'Modules' with four cards:

- Module 1**: Be a Super Citizen (Image: A woman and a child smiling in front of a purple frame)
- Module 2**: Look Around and Explore! (Image: A child holding a small snail)
- Module 3**: Meet in the Middle (Image: A boy and a girl talking)
- Module 4**: Once Upon a Time (Image: A colorful illustration of a castle, a rainbow, and a sun)

DISCOVER: WHAT CAN I FIND HERE?


modules

👁️ LAST VIEWED



Module 2

Look Around and Explore!



Module 3

Meet in the Middle



Module 4

Once Upon a Time



Module 5

Lead the Way

>

Featured Categories And Components



Program Overview



Classroom Library



Build Knowledge and Language



Structured Literacy



Foundational Skills



Vocabulary



Spelling and Handwriting



Writing



Rigby Library



Multilingual Learner Support



Research and Media Literacy

DISCOVER: WHAT CAN I FIND HERE?



[Little Dragon Boats](#)

Rigby Readers

 Quick View

Open



[Saving Scruffy](#)

Rigby Readers

 Quick View

Open



[Is the Wise Owl Wise?](#)

Rigby Readers

 Quick View

Open

DISCOVER: WHAT CAN I FIND HERE?

Little Dragon Boats



Little Dragon Boats

Betty Kwong-Lee
Illustrated by Chi Chung



DISCOVER: WHAT CAN I FIND HERE?

Modules




👁 LAST VIEWED



Module 2

Look Around and Explore!



Module 3

Meet in the Middle



Module 4

Once Upon a Time




Module 5


Lead the Way

>


Featured Categories And Components




Program Overview



Classroom Library




Build Knowledge and Language




Structured Literacy




Foundational Skills




Vocabulary




Spelling and Handwriting




Writing



Rigby Library



Multilingual Learner Support



Research and Media Literacy

DISCOVER: WHAT CAN I FIND HERE?

All E



Contents

Look Around and Explore!



Play Audio



Notes

Go to Page: Go

▼ Module 2: Look Around and Explore!

Look Around and Explore!

Words About Discovering Our World

> What's the Matter?

> Many Kinds of Matter

> The Great Fuzz Frenzy

> Water Rolls, Water Rises

> The Puddle Puzzle

> Looking at Art

Let's Wrap Up!

Copyright

Look Around and Explore!



"Isn't it splendid to think of all the things there are to find out about?"

—L. M. Montgomery

ASSIGNMENTS: WHAT CAN I FIND HERE?

Assignments

Subject:

 Sign in with Google



Info:

You have assignments that you can start from here or in Google Classroom. They have a green Google Classroom icon beside the assignment name. Sign in to Google and select all permissions to start your assignments.



To Do (1)

Overdue (0)

Done (3)

Click "Start" or "Continue" to work on the assignments selected by your teachers below.

ASSIGNMENT NAME

TEACHER FEEDBACK

AVAILABLE ON

DUE DATE

ACTIONS

Look Around and Explore!: Weekly Assessment: Week 1

Yesterday
Nov 1, 2023, 8:00 AM

In 8 Days
Nov 10, 2023, 2:00 PM

 Start



ASSIGNMENTS: WHAT CAN I FIND HERE?


To Do (1)

Overdue (0)

Done (3)

Click "Review" to see your completed work or "Open" to view your assignment again.

ASSIGNMENT NAME ▾	TEACHER FEEDBACK	DUE DATE ▾	DATE SUBMITTED ▾	ACTIONS
Module Assessment: Be a Super Citizen		13 Days Ago Oct 20, 2023, 2:00 PM	2 Weeks Ago Oct 16, 2023	Review
Be a Super Citizen: Weekly Assessment: Week 2	Scoring in Progress	3 Weeks Ago Oct 13, 2023, 2:00 PM	3 Weeks Ago Oct 13, 2023	
Be a Super Citizen: Weekly Assessment: Week 3		3 Weeks Ago Oct 12, 2023, 2:00 PM	3 Weeks Ago Oct 12, 2023	Review



REVIEW: This will allow you to look at your child's assignment including readings, questions, and answers. You can scroll to see which items they answered correctly or incorrectly.

SCORES: WHAT CAN I FIND HERE?

All Scores for [REDACTED]

Use this page to review scores on your completed assignments.

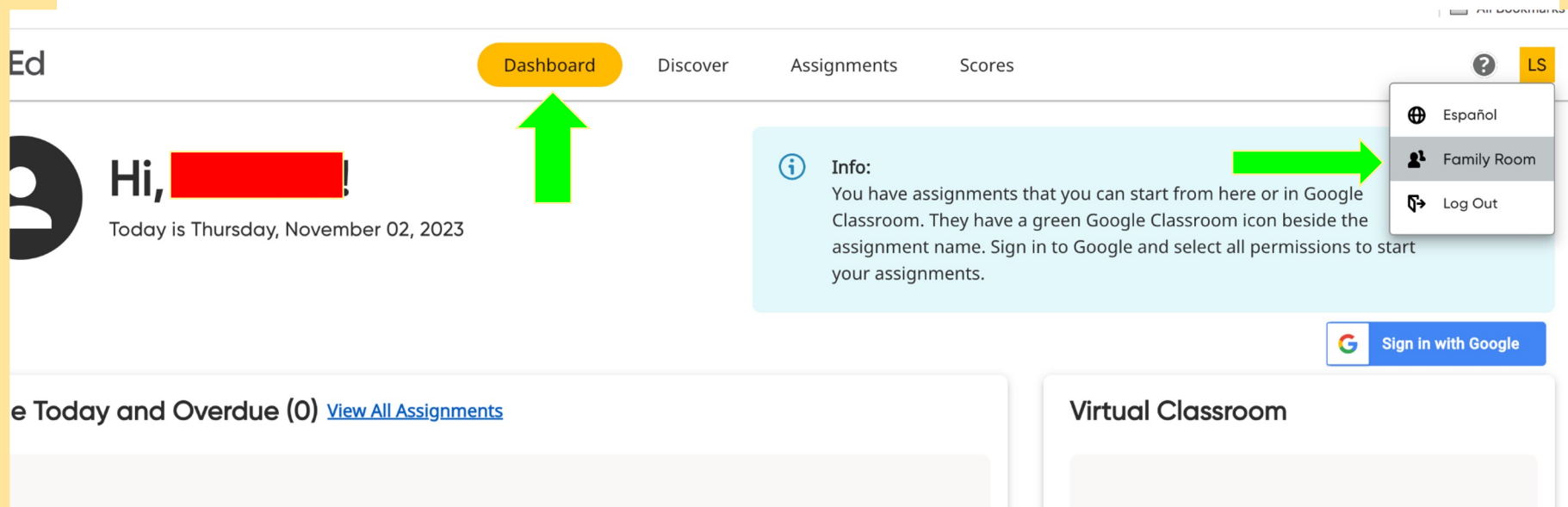


Your Scores (2)

ASSIGNMENT NAME	DUE DATE	DATE SUBMITTED	SCORE	TOTAL ITEMS	ACTIONS
Module Assessment: Be a Super Citizen	Oct 20, 2023	Oct 16, 2023	[REDACTED]	17	Review
Be a Super Citizen: Weekly Assessment: Week 3	Oct 12, 2023	Oct 12, 2023	[REDACTED] %	9	Review

REVIEW: This will allow you to look at your child's assignment including readings, questions, and answers. You can scroll to see which items they answered correctly or incorrectly.

HOW CAN I SUPPORT MY CHILD AT HOME?



The screenshot shows the Google Classroom dashboard interface. At the top, there is a navigation bar with the following items: "Ed" (partially visible), "Dashboard" (highlighted in yellow with a green arrow pointing to it), "Discover", "Assignments", "Scores", a help icon (?), and "LS". Below the navigation bar, on the left, there is a user profile icon, a greeting "Hi, [redacted]!", and the date "Today is Thursday, November 02, 2023". In the center-right, there is a light blue information box with an "Info:" icon and text: "You have assignments that you can start from here or in Google Classroom. They have a green Google Classroom icon beside the assignment name. Sign in to Google and select all permissions to start your assignments." A green arrow points from the text in this box to a dropdown menu on the right. The dropdown menu contains three options: "Español", "Family Room" (highlighted in grey), and "Log Out". At the bottom right of the dashboard, there is a blue button with the Google logo and the text "Sign in with Google". At the bottom left, there is a section titled "e Today and Overdue (0) [View All Assignments](#)". At the bottom right, there is a section titled "Virtual Classroom".

Ed

Dashboard Discover Assignments Scores ? LS

Hi, [redacted]!

Today is Thursday, November 02, 2023

Info:
You have assignments that you can start from here or in Google Classroom. They have a green Google Classroom icon beside the assignment name. Sign in to Google and select all permissions to start your assignments.

Español
Family Room
Log Out

Sign in with Google

e Today and Overdue (0) [View All Assignments](#)

Virtual Classroom

WELCOME TO THE FAMILY ROOM!

HMH Ed

Dashboard Discover Assignments Scores

All Bookmarks ? LS

Family Room™

Support your child's learning with bite-size tips and videos.

Browse By

- Home
- Getting Started
- Program Support
- Shareables
- My Favorites

Learn about your child's instructional programs and how you can help.

Program Support (26)

Search

Into Science | Grade K-12

[Five Tips for Making Science Happen at Home](#)

Into Science | Grade K-8

[Meet Into Science](#)

Hear what it's like to learn with Into Science

Into Social Studies | Grade K-6

[3 Ways to Support Your Child in Into Social Studies](#)

*Resources to support learning as a family

*Find tips to help your child with an assignment

**THANK YOU FOR ATTENDING OUR
INFORMATIONAL SESSION TODAY.**

QUESTIONS OR COMMENTS?

Ms. Jonelle Gallina: jgallina3@schools.nyc.gov

